



ISO IN FIGURES 2022

Members

167 national standards bodies, comprising
125 member bodies,
39 correspondent members,
3 subscriber members.

Technical committee structure

3 873 technical bodies, comprising
259 technical committees,
500 subcommittees,
2 490 working groups (WG and JWG)
567 sub-groups and ad hoc study groups.

Staff

Technical secretariats

36 member bodies provide the administrative and technical services for the secretariats of committees of the ISO technical programme.

Central Secretariat in Geneva

175 full-time staff from
29 countries coordinate the worldwide activities of ISO

Development of International Standards

Total as of end December 2022

24 610 International Standards and standards-type documents.
These standards represented a total output of **1 190 913** pages in English and French
(*terminology is also often provided in other languages*).

In 2022

1 412 International Standards and standards-type documents published.
This output represented a total of **85 502** pages.

Work in progress

1 525 new projects (work items) registered.

4 028 work items appeared on the programmes of work of the technical committees.

The breakdown was as follows:

1 330 work items at preparatory stage,

959 committee drafts,

1 739 Draft International Standards (DIS) and Final Draft International Standards (FDIS).

Meetings

41 technical meetings were in progress, on average, each working day of the year somewhere in the world.

7 140 technical meetings, comprising

212 meetings of technical committees (*207 are virtual/hybrid meetings*),

429 meetings of subcommittees (*424 are virtual/hybrid meetings*),

6 499 meetings of working groups or ad hoc groups (*6 387 are virtual/hybrid meetings*).

[] Due to COVID crisis 98% of meetings were held in virtual/hybrid mode.*

Liaisons

839 international organizations were in liaison with ISO technical committees and subcommittees. (*Liaisons Category A or B*)

Electronic access to technical information

Complete information on ISO's standardization activities is available from ISO Online, accessible on the Web at the following address: www.iso.org.

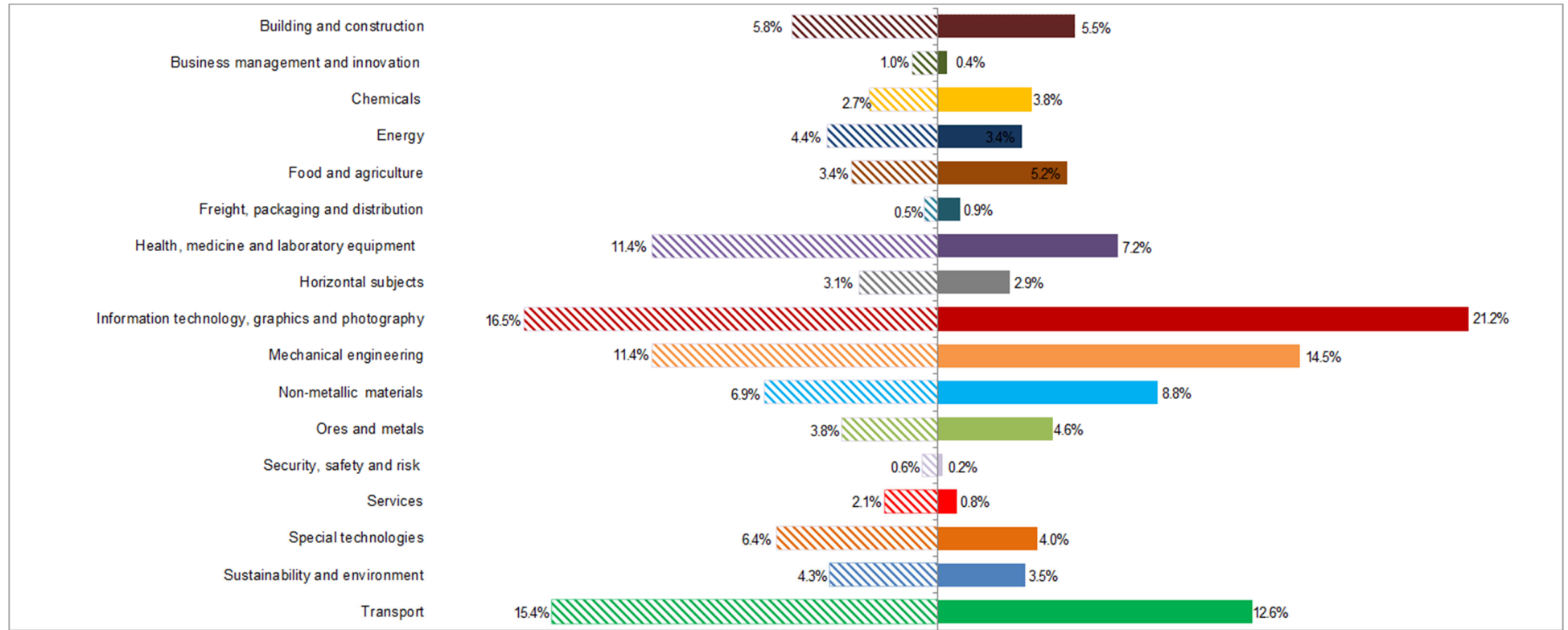
Portfolio of published ISO deliverables and work programme by technical sector at the end of 2022

Breakdown by technical sectors

Technical Sectors ¹	New registered in 2022	%	Total active work items	%	New published ISO deliverables ²	%	Number of pages	Total published ISO deliverables	%	Total number of pages
Building and construction	99	6.5%	234	5.8%	87	6.2%	5 413	1 357	5.5%	59 291
Business management and innovation	16	1.0%	40	1.0%	13	0.9%	534	91	0.4%	5 314
Chemicals	44	2.9%	108	2.7%	30	2.1%	786	924	3.8%	23 144
Energy	85	5.6%	178	4.4%	56	4.0%	2 974	839	3.4%	36 822
Food and agriculture	55	3.6%	135	3.4%	36	2.5%	1 648	1 280	5.2%	37 956
Freight, packaging and distribution	5	0.3%	22	0.5%	8	0.6%	362	221	0.9%	6 112
Health, medicine and laboratory equipment	160	10.5%	461	11.4%	157	11.1%	9 434	1 766	7.2%	103 109
Horizontal subjects	36	2.4%	124	3.1%	48	3.4%	3 592	725	2.9%	36 471
Information technology, graphics and photography	289	19.0%	665	16.5%	253	17.9%	24 871	5 207	21.2%	392 274
Mechanical engineering	193	12.7%	459	11.4%	178	12.6%	9 794	3 580	14.5%	166 916
Non-metallic materials	90	5.9%	279	6.9%	115	8.1%	3 904	2 174	8.8%	59 048
Ores and metals	50	3.3%	155	3.8%	72	5.1%	2 596	1 143	4.6%	33 230
Security, safety and risk	7	0.5%	24	0.6%	8	0.6%	352	58	0.2%	3 470
Services	34	2.2%	85	2.1%	21	1.5%	796	202	0.8%	9 241
Special technologies	103	6.8%	259	6.4%	68	4.8%	4 162	989	4.0%	42 113
Sustainability and environment	69	4.5%	174	4.3%	49	3.5%	2 992	863	3.5%	45 730
Transport	189	12.4%	620	15.4%	205	14.5%	10 874	3 112	12.6%	125 555
<i>Others (under TMBG³)</i>	1	0.1%	6	0.1%	8	0.6%	418	79	0.3%	5 117
Grand Total	1 525		4 028		1 412		85 502	24 610		1 190 913

¹ Based on the technical sectors established by the TMB (17 sectors)

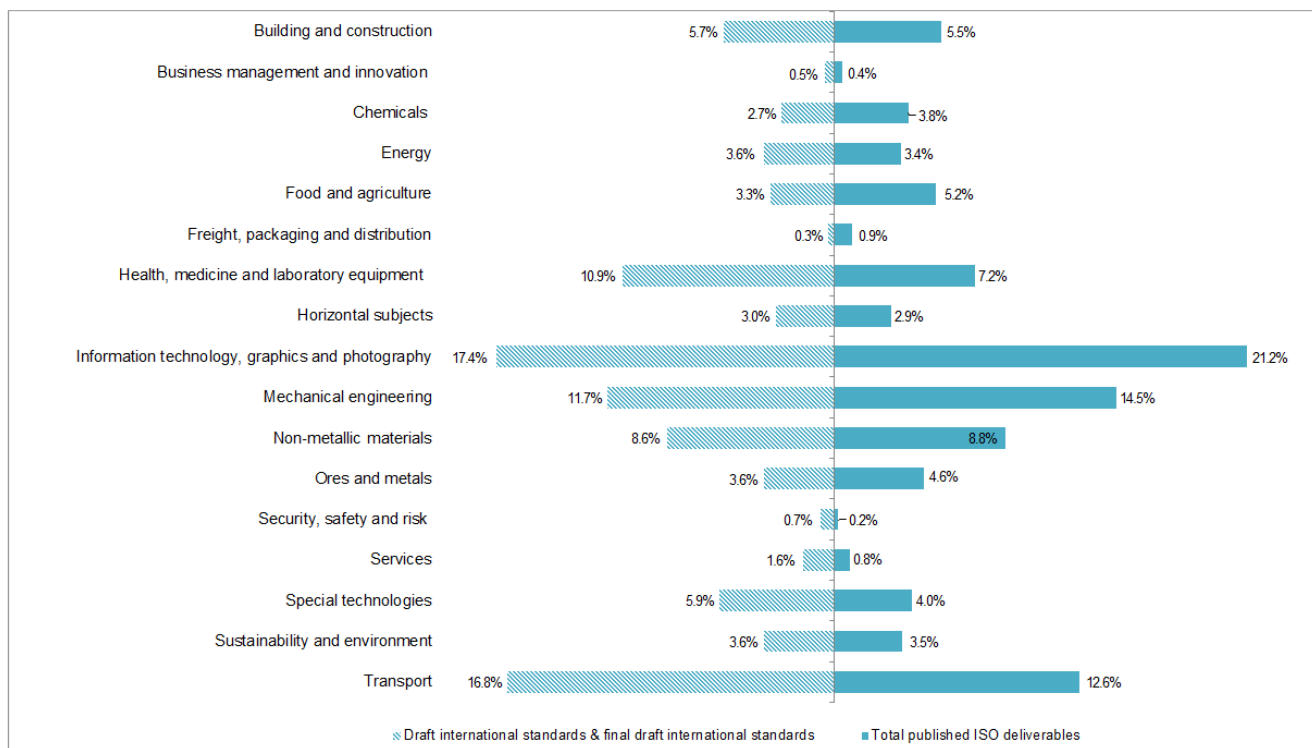
² International Standards and all others document-type (like Technical Report, Technical Specifications, Publicly Available Specification, etc.)



Portfolio of ISO standards and Draft International Standards by technical sector at the end of 2022

Breakdown by technical sectors

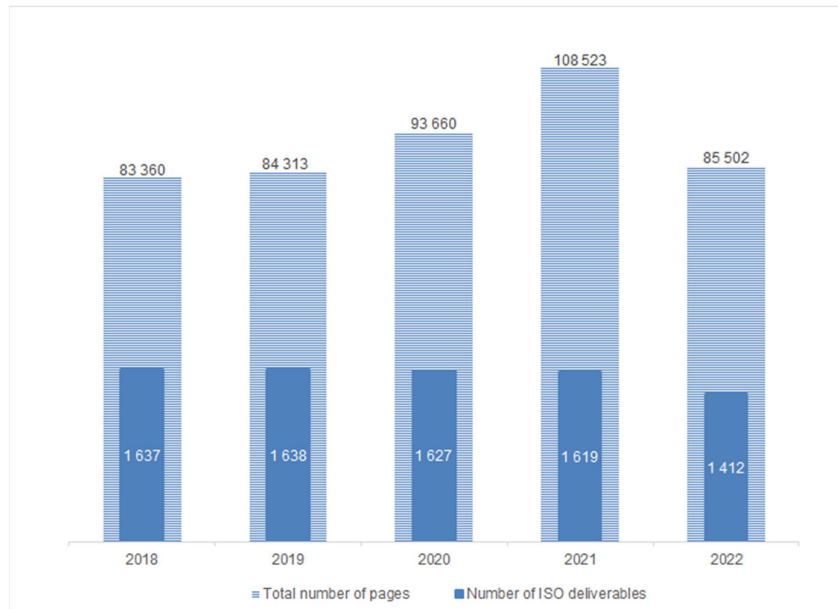
Technical sectors	Draft international standards & final draft international standards	%	Total published ISO deliverables	%
Building and construction	99	5.7%	1 357	5.5%
Business management and innovation	9	0.5%	91	0.4%
Chemicals	47	2.7%	924	3.8%
Energy	63	3.6%	839	3.4%
Food and agriculture	58	3.3%	1 280	5.2%
Freight, packaging and distribution	5	0.3%	221	0.9%
Health, medicine and laboratory equipment	189	10.9%	1 766	7.2%
Horizontal subjects	53	3.0%	725	2.9%
Information technology, graphics and photography	303	17.4%	5 207	21.2%
Mechanical engineering	203	11.7%	3 580	14.5%
Non-metallic materials	149	8.6%	2 174	8.8%
Ores and metals	63	3.6%	1 143	4.6%
Security, safety and risk	12	0.7%	58	0.2%
Services	27	1.6%	202	0.8%
Special technologies	102	5.9%	989	4.0%
Sustainability and environment	63	3.6%	863	3.5%
Transport	293	16.8%	3 112	12.6%
<i>Others (under TMBG)</i>	1	0.1%	79	0.3%
Total	1 739		24 610	



ISO Data for Yearly production:

Number of ISO deliverables and total number of pages (2018-2022)

	Number of published ISO deliverables	Total number of pages
2018	1 637	83 360
2019	1638	84 313
2020	1 627	93 660
2021	1 619	108 523
2022	1 412	85 502



ISO member bodies' contribution to the standards process

ISO Member	Number of secretariats at TC and SC level	Number of convenorships at WG/JWG level	ISO Member	Number of secretariats at TC and SC level	Number of convenorships at WG/JWG level
Algeria [IANOR]	0	1	Korea, Republic of [KATS]	22	117
Argentina [IRAM]	1	8	Luxembourg [ILNAS]	0	5
Australia [SA]	23	57	Malaysia [DSM]	3	8
Austria [ASI]	3	15	Mexico [DGN]	0	1
Belarus [BELST]	0	1	Netherlands [NEN]	10	60
Belgium [NBN]	5	20	New Zealand [NZSO]	0	4
Brazil [ABNT]	3	11	Norway [SN]	7	32
Canada [SCC]	18	97	Peru [INACAL]	0	1
Chile [INN]	0	2	Philippines [BPS]	0	3
China [SAC]	79	274	Poland [PKN]	2	1
Colombia [ICONTEC]	1		Portugal [IPQ]	1	6
Cyprus [CYS]	0	1	Qatar [QS]	0	1
Czech Republic [UNMZ]	0	5	Russian Federation [GOST R]	7	7
Denmark [DS]	4	22	Rwanda [RSB]	0	1
Egypt [EOS]	0	1	Saudi Arabia [SASO]	1	
Estonia [EVS]	0	1	Singapore [SSC]	0	3
Finland [SFS]	2	14	Slovakia [UNMS SR]	0	1
France [AFNOR]	81	205	Slovenia [SIST]	0	1
Germany [DIN]	131	372	South Africa [SABS]	11	11
Iceland [IST]	0	2	Spain [UNE]	6	21
India [BIS]	11	13	Sweden [SIS]	26	59
Iran, Islamic Republic of [INSO]	4	12	Switzerland [SNV]	20	30
Ireland [NSAI]	0	6	Thailand [TISI]	0	4
Israel [SII]	3	16	Türkiye [TSE]	2	2
Italy [UNI]	23	56	Uganda [UNBS]	1	3
Jamaica [BSJ]	1		Ukraine [SE UkrNDNC]	1	1
Japan [JISC]	80	233	United Kingdom [BSI]	76	237
Kazakhstan [KAZMEMST]	0	1	United States [ANSI]	92	415
Kenya [KEBS]	1	2			